

AlaVar generated report

C:\CALLISTO-01\FITfiles\TotalLightCurve100.prn

File 'C:\CALLISTO-01\FITfiles\TotalLightCurve100.prn' created on 11.05.2020 10:11:36

Column # 1 was processed

Data length N = 27000 points.

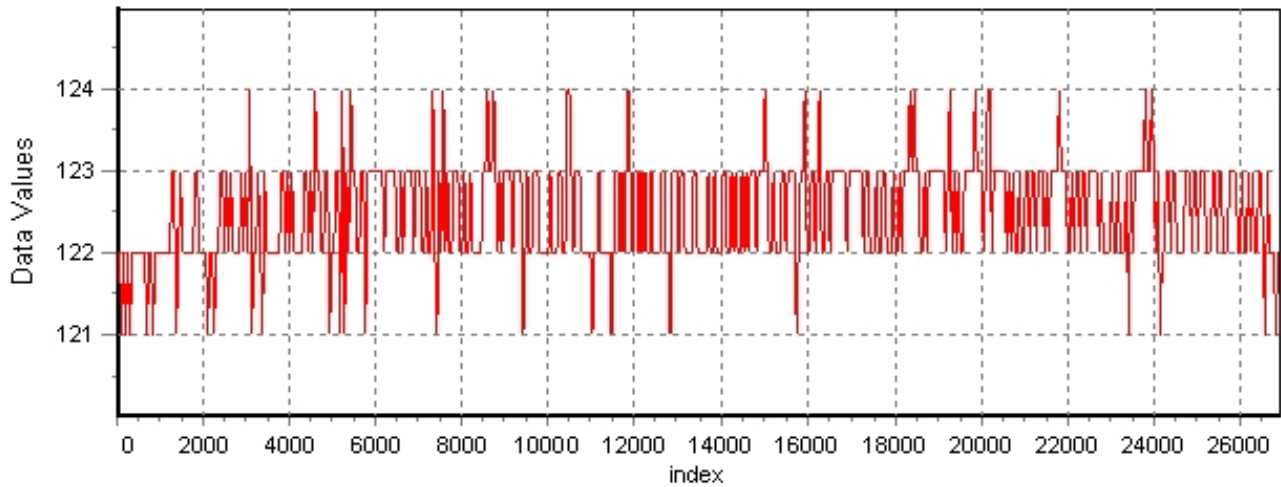
The mean Value of the processed data = 122.263

The Stanardr Deviation of the processed data = 5.80441

The number of removed outliers is 60

AlaVar 5.2

Data Values

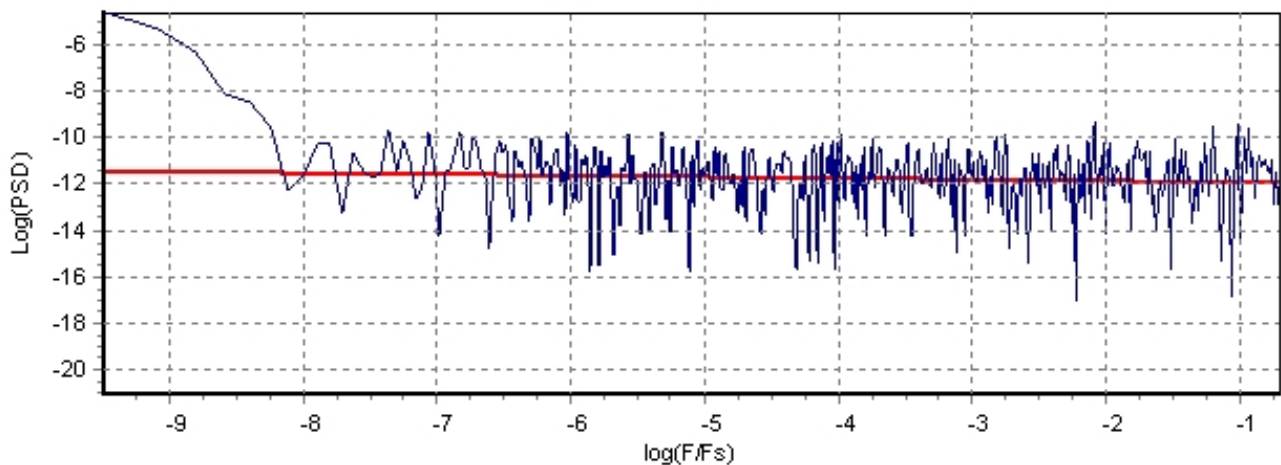


Produced by AlaVar 5.2

Figure 1 : Processed Data

AlaVar 5.2

PSD of Data



Produced by AlaVar 5.2

Figure 2 : Data PSD

The computation of the 3 ALLAN STD DEVs lasted 0.150000 seconds
 The error bars were computed for a : White FM
 The computation of the Error bars lasted 0 seconds

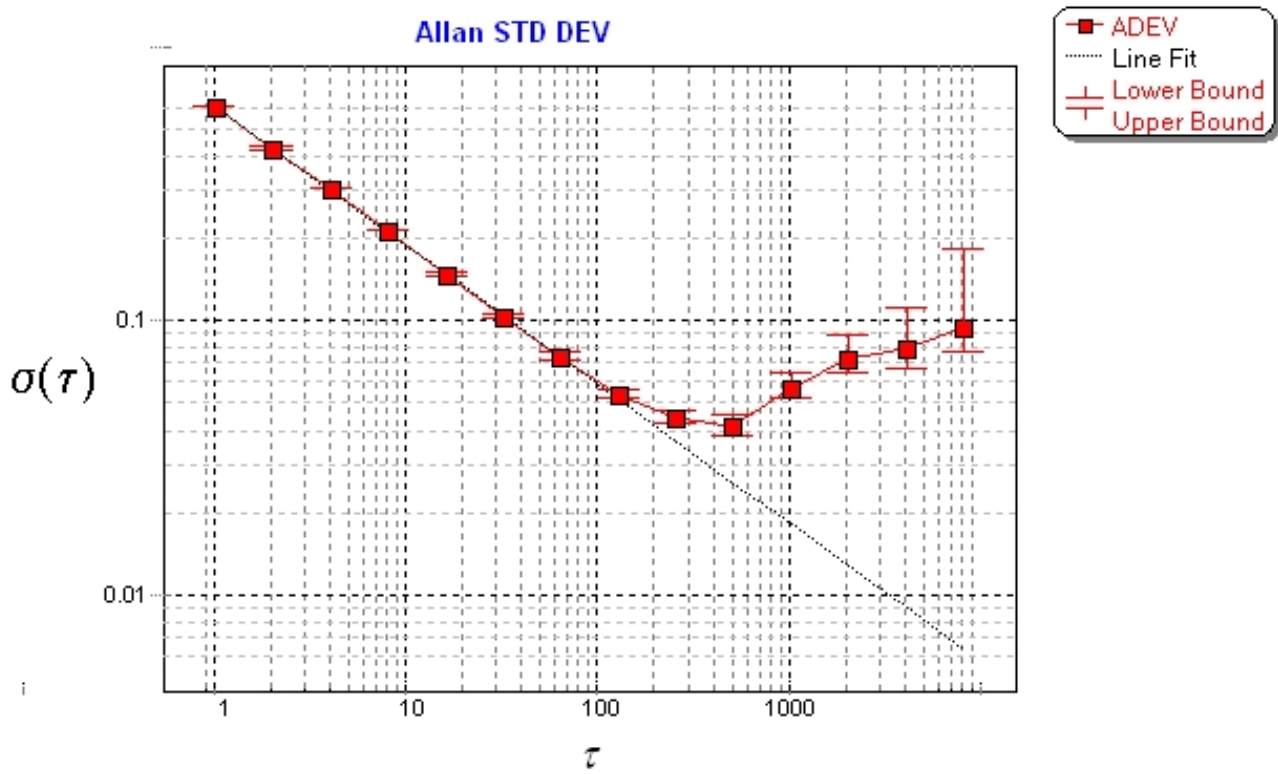
ADEV(tau) was fitted to a line :
 The Slope of the line is =-0.50721
 The fit result is ADEV(tau=1) = Stability =0.606341

Tau = average Time
 ADEV = Overlapping ALLAN STD DEV.
 ADEV_Min = ADEV lower bound.
 ADEV_Max = ADEV upper bound.
 MDEV = Modified ALLAN STD DEV.
 TDEV = Time ALLAN STD DEV.
 HDEV = Overlapping HADAMARD STD DEV.

Tau	ADEV	ADEV_Min	ADEV_Max	MDEV	TDEV	HDEV
1	0.60271	0.59956	0.60592	0.60271	0.34798	0.60203
2	0.42812	0.4257	0.43059	0.33853	0.3909	0.42842
4	0.30166	0.29948	0.30389	0.21998	0.50803	0.30146
8	0.21268	0.21057	0.21485	0.15043	0.69481	0.21353
16	0.14763	0.14558	0.14975	0.10374	0.95829	0.14782
32	0.10351	0.10151	0.10564	0.0729	1.3468	0.10328
64	0.074054	0.07205	0.076234	0.052525	1.9408	0.073917
128	0.053606	0.051587	0.055882	0.039326	2.9063	0.0518
256	0.044129	0.041827	0.046858	0.033934	5.0155	0.041557
512	0.041335	0.038368	0.045117	0.035079	10.37	0.032588
1024	0.056015	0.050524	0.063798	0.04748	28.07	0.024055
2048	0.071794	0.062256	0.087683	0.051058	60.372	0.033255
4096	0.079684	0.065419	0.11077	0.052119	123.25	0.042026
8192	0.094055	0.071389	0.18043	0.08129	384.47	0.06837

Allan variance Callisto eC26x

Allan STD DEV



Produced by AlaVar 5.2

Figure 3 : Allan Standard Deviation