

AlaVar generated report

F:\Callisto_QualiteC83biseC86\LC100.dat

File 'F:\Callisto_QualiteC83biseC86\LC100.dat' created on 27.10.2014 11:40:54

Column # 1 was processed

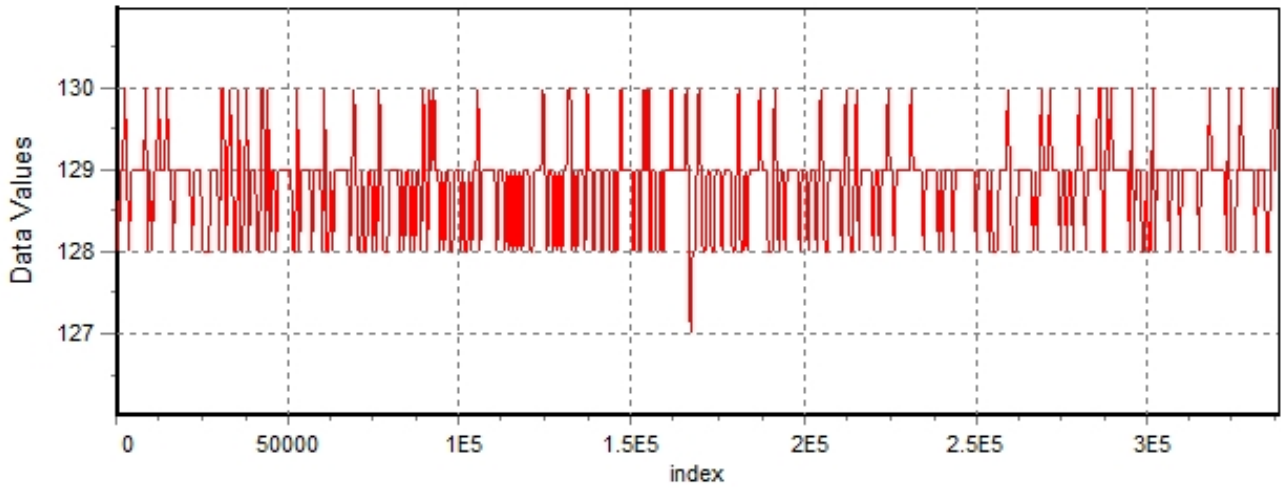
Data length N = 338394 points.

The mean Value of the processed data = 128.84

The Stanardr Deviation of the processed data = 0.608971

AlaVar 5.2

Data Values

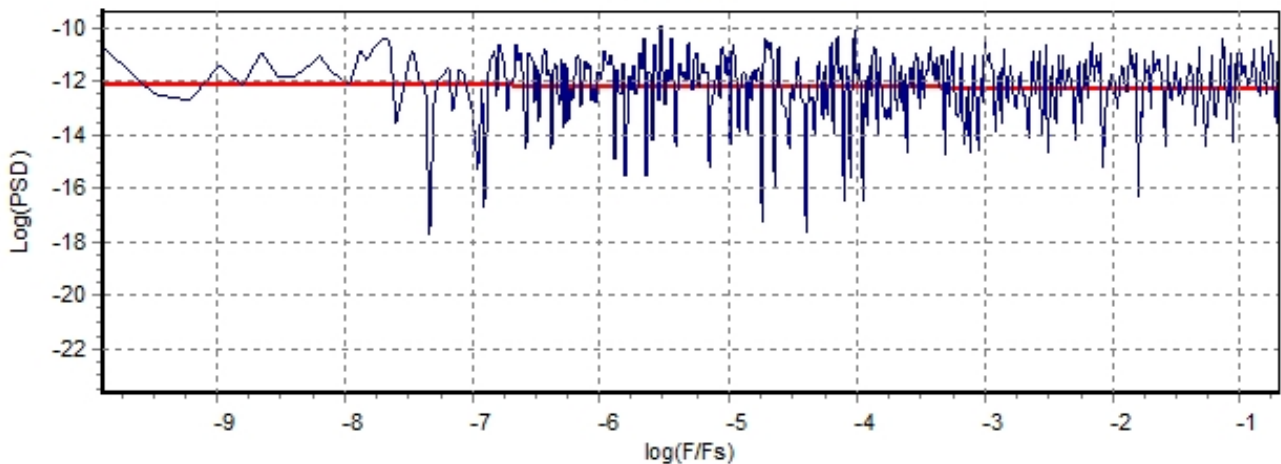


Produced by AlaVar 5.2

Figure 1 : Processed Data

AlaVar 5.2

PSD of Data



Produced by AlaVar 5.2

Figure 2 : Data PSD

The computation of the 3 ALLAN STD DEVS lasted 0.170000 seconds
 The error bars were computed for a : White FM
 The computation of the Error bars lasted 0 seconds

ADEV(tau) was fitted to a line :
 The Solpe of the line is =-0.477859
 The fit result is ADEV(tau=1) = Stability =0.301145

Tau = average Time
 ADEV = Overlapping ALLAN STD DEV.
 ADEV_Min = ADEV lower bound.
 ADEV_Max = ADEV upper bound.
 MDEV = Modified ALLAN STD DEV.
 TDEV = Time ALLAN STD DEV.
 HDEV = Overlapping HADAMARD STD DEV.

Tau	ADEV	ADEV_Min	ADEV_Max	MDEV	TDEV	HDEV
0.25	0.60942	0.60851	0.61033	0.60942	0.087962	0.60991
0.5	0.42955	0.42886	0.43025	0.33941	0.09798	0.42968
1	0.30354	0.30291	0.30417	0.22127	0.12775	0.30349
2	0.21454	0.21393	0.21515	0.15265	0.17626	0.21476
4	0.15135	0.15076	0.15196	0.10748	0.2482	0.15083
8	0.10894	0.10833	0.10956	0.07766	0.3587	0.10875
16	0.077524	0.076915	0.078148	0.055081	0.50882	0.077298
32	0.055781	0.055165	0.056419	0.039938	0.73786	0.05549
64	0.040527	0.039898	0.041187	0.029004	1.0717	0.040524
128	0.028952	0.028322	0.029626	0.020922	1.5462	0.028613
256	0.021769	0.021107	0.022496	0.015804	2.3359	0.021721
512	0.015672	0.01501	0.01643	0.011279	3.334	0.015586
1024	0.011396	0.010731	0.012202	0.0081468	4.8164	0.011406
2048	0.0078468	0.0072182	0.0086743	0.0056623	6.6952	0.0072758
4096	0.0075433	0.0067203	0.0087675	0.0064709	15.302	0.0059548
8192	0.010171	0.0086705	0.01287	0.0094575	44.731	0.0087137
16384	0.011787	0.0094465	0.017667	0.0084904	80.313	0.012659

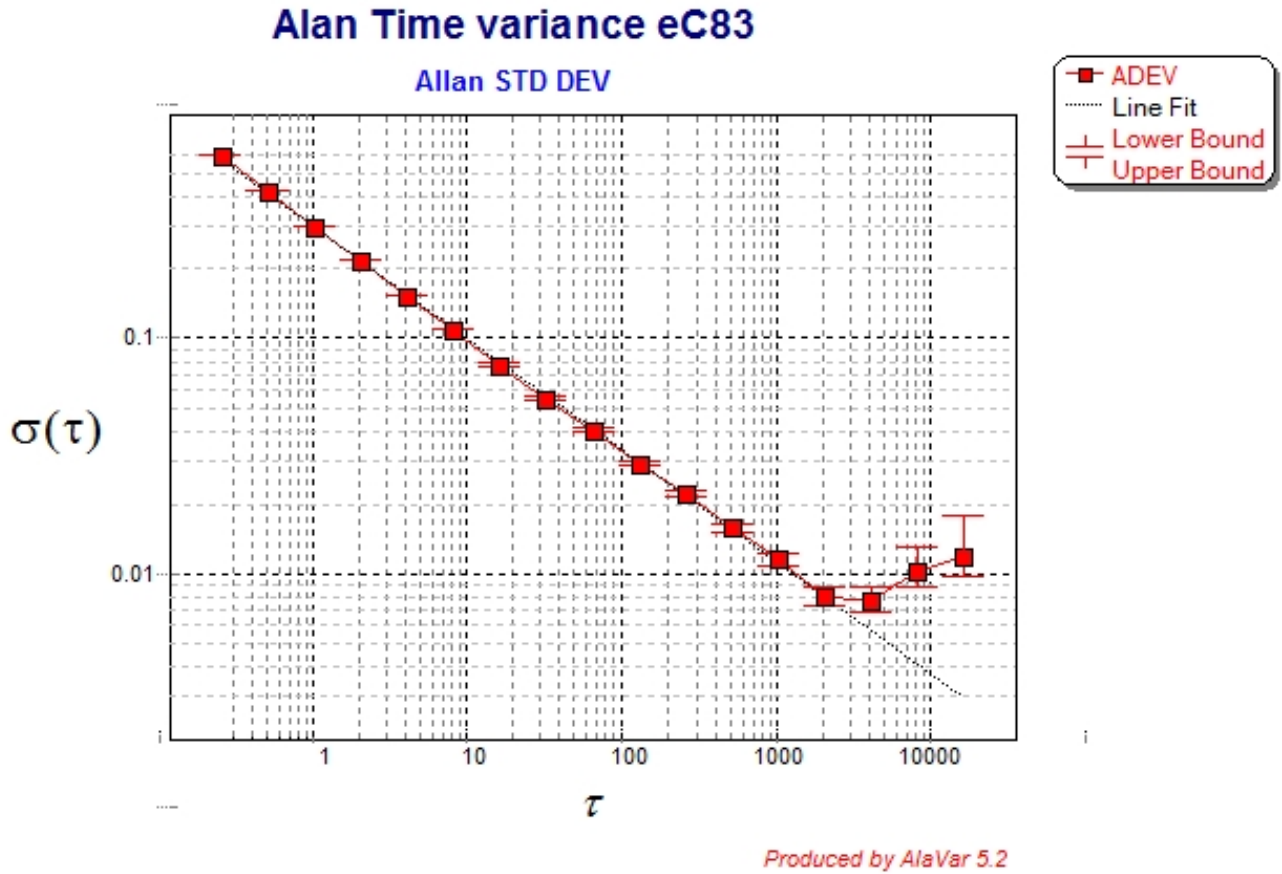


Figure 3 : Allan Standard Deviation