

AlaVar generated report

G:\eC66\ec66.dat

File 'G:\eC66\ec66.dat' created on 29.08.2012 14:28:30

Column # 1 was processed

Data length N = 9801 points.

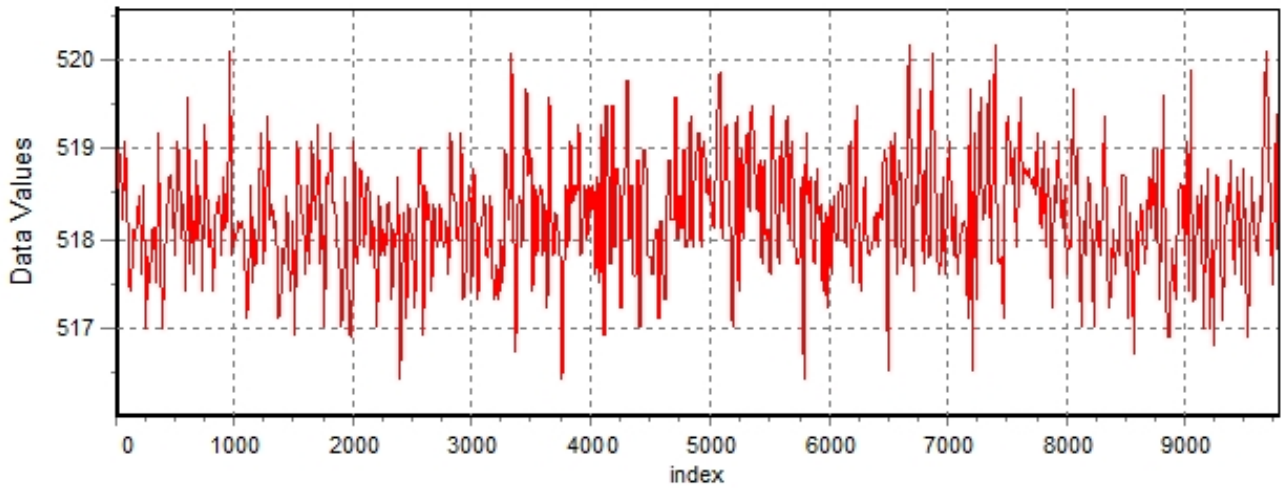
The mean Value of the processed data = 518.265

The Stanardd Deviation of the processed data = 0.787775

The number of removed outliers is 9

AlaVar 5.2

Data Values

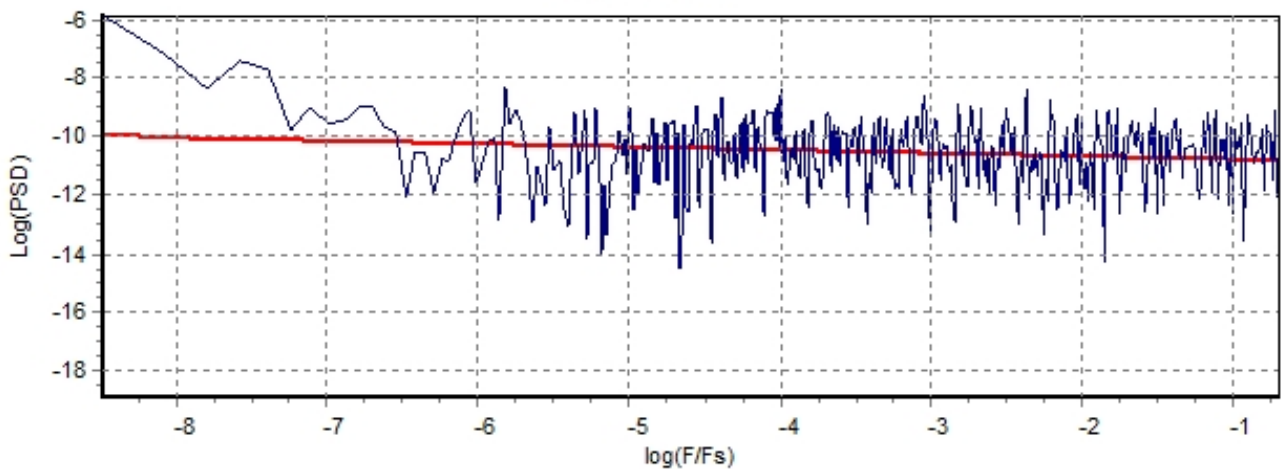


Produced by AlaVar 5.2

Figure 1 : Processed Data

AlaVar 5.2

PSD of Data



Produced by AlaVar 5.2

Figure 2 : Data PSD

The computation of the 3 ALLAN STD DEVs lasted 0.188000 seconds
 The error bars were computed for a : White FM
 The computation of the Error bars lasted 0 seconds

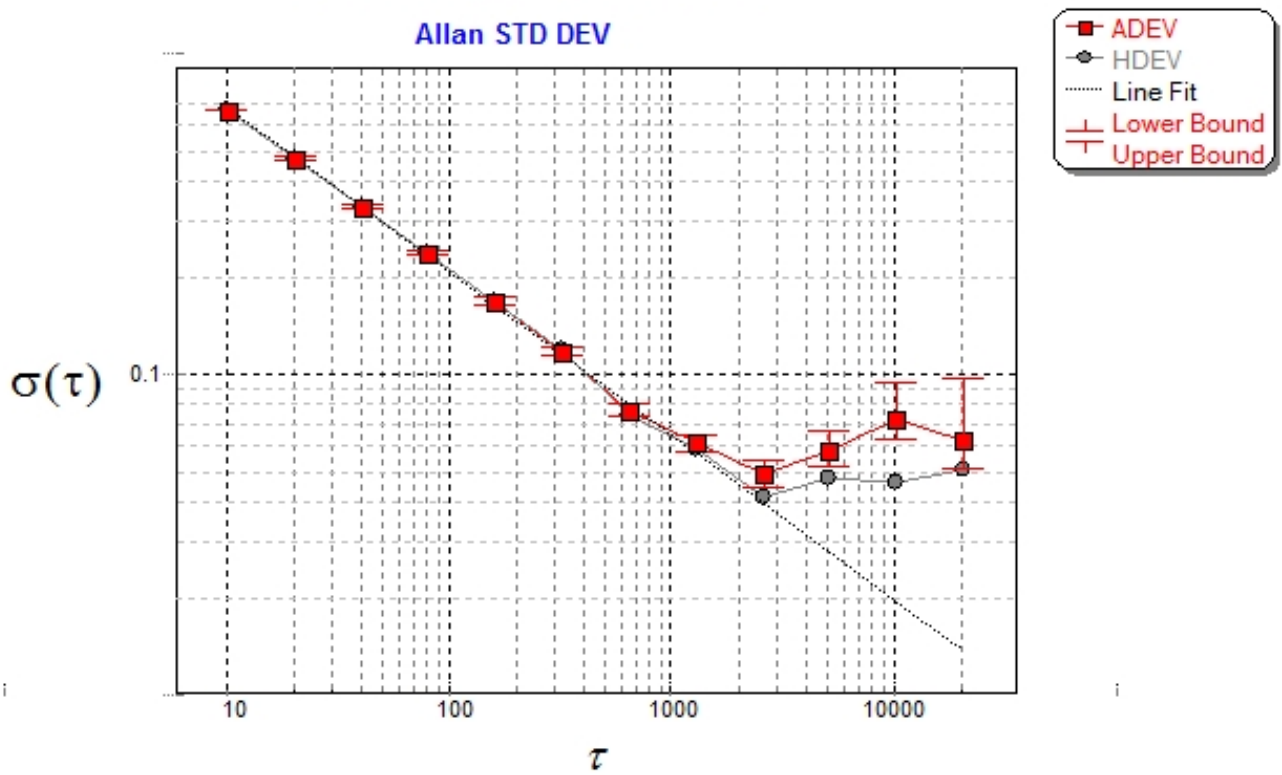
ADEV(tau) was fitted to a line :
 The Solpe of the line is =-0.511361
 The fit result is ADEV(tau=1) = Stability =2.20018

Tau = average Time
 ADEV = Overlapping ALLAN STD DEV.
 ADEV_Min = ADEV lower bound.
 ADEV_Max = ADEV upper bound.
 MDEV = Modified ALLAN STD DEV.
 TDEV = Time ALLAN STD DEV.
 HDEV = Overlapping HADAMARD STD DEV.

Tau	ADEV	ADEV_Min	ADEV_Max	MDEV	TDEV	HDEV
10	0.66404	0.6583	0.66994	0.66404	3.8339	0.66266
20	0.47313	0.46872	0.47767	0.37344	4.3121	0.47456
40	0.33261	0.32865	0.33672	0.24411	5.6376	0.33102
80	0.24019	0.23628	0.2443	0.17184	7.9371	0.24064
160	0.16919	0.16536	0.1733	0.12016	11.1	0.16927
320	0.11778	0.11406	0.12188	0.081623	15.08	0.11994
640	0.076901	0.073533	0.080778	0.053329	19.705	0.074619
1280	0.06102	0.057329	0.065528	0.044821	33.123	0.058794
2560	0.049138	0.045063	0.054564	0.038925	57.532	0.041203
5120	0.057644	0.051139	0.067487	0.050747	150.01	0.047693
10240	0.072489	0.061438	0.092935	0.054404	321.64	0.04593
20480	0.062439	0.049623	0.096412	0.04998	590.97	0.050251

Allan Time Callisto eC66

Allan STD DEV



Produced by AlaVar 5.2

Figure 3 : Allan Standard Deviation