

# AlaVar generated report

G:\eC60\ec60.dat

File 'G:\eC60\ec60.dat' created on 28.08.2012 11:04:36

Column # 1 was processed

Data length N = 9209 points.

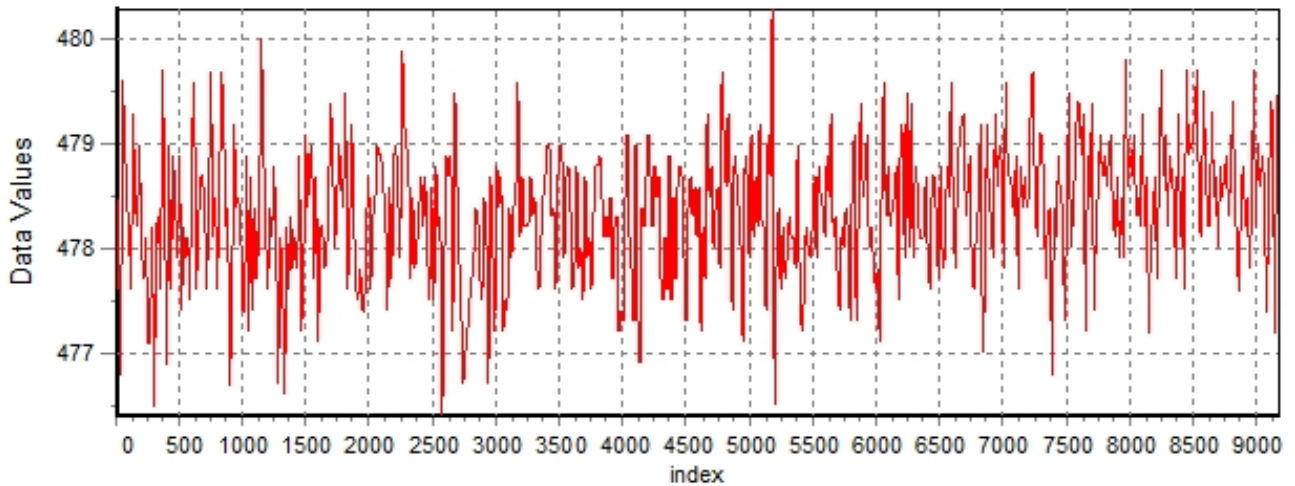
The mean Value of the processed data = 478.34

The Stanardr Deviation of the processed data = 0.673995

The number of removed outliers is 23

## AlaVar 5.2

### Data Values

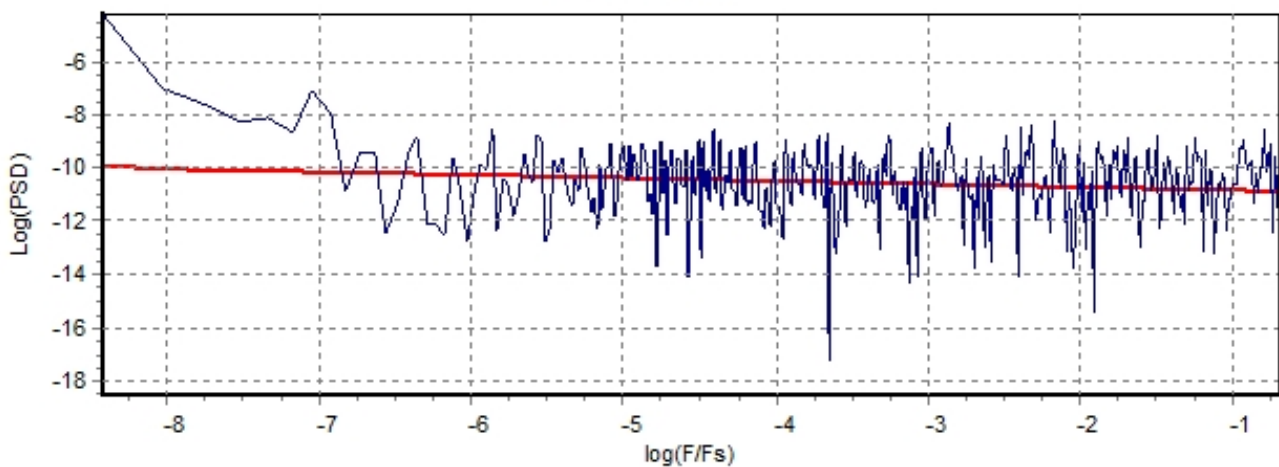


*Produced by AlaVar 5.2*

Figure 1 : Processed Data

## AlaVar 5.2

### PSD of Data



*Produced by AlaVar 5.2*

Figure 2 : Data PSD

The computation of the 3 ALLAN STD DEVs lasted 0.187000 seconds  
 The error bars were computed for a : White FM  
 The computation of the Error bars lasted 0 seconds

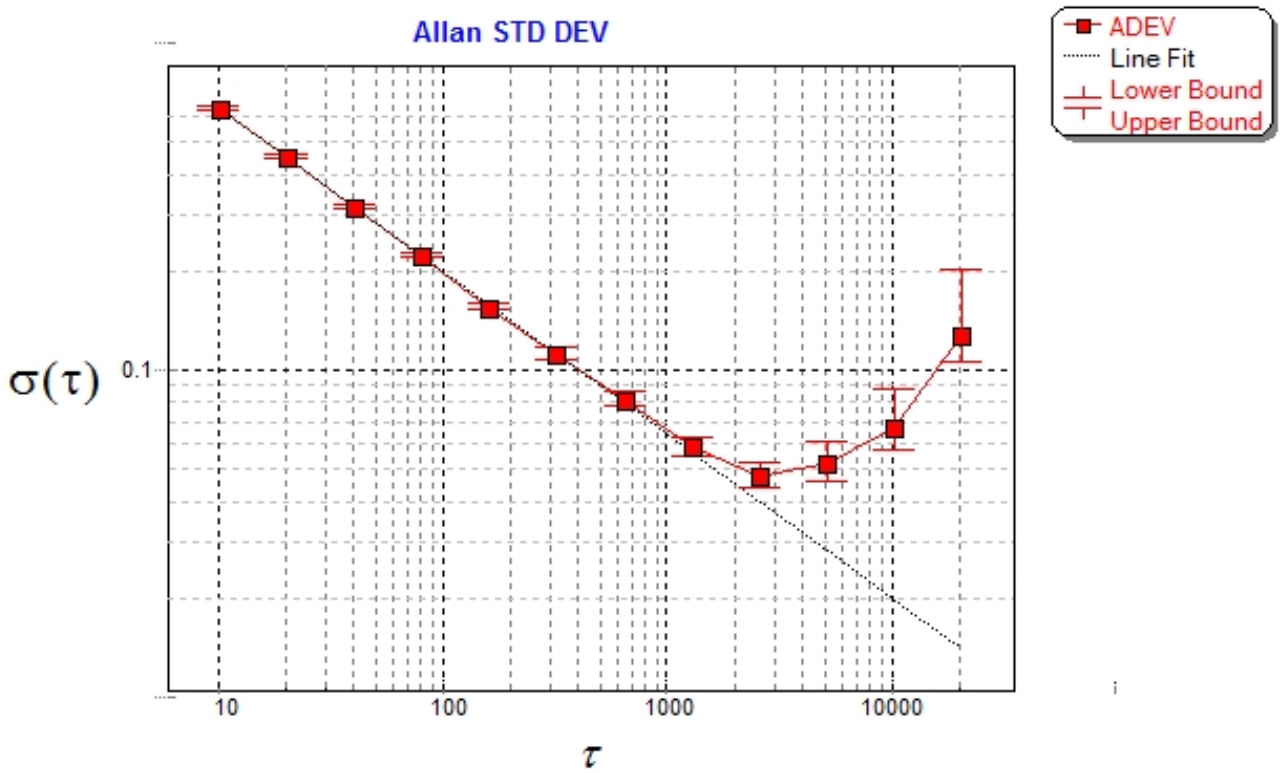
ADEV(tau) was fitted to a line :  
 The Solpe of the line is =-0.5  
 The fit result is ADEV(tau=1) = Stability =2.00751

Tau = average Time  
 ADEV = Overlapping ALLAN STD DEV.  
 ADEV\_Min = ADEV lower bound.  
 ADEV\_Max = ADEV upper bound.  
 MDEV = Modified ALLAN STD DEV.  
 TDEV = Time ALLAN STD DEV.  
 HDEV = Overlapping HADAMARD STD DEV.

Tau	ADEV	ADEV_Min	ADEV_Max	MDEV	TDEV	HDEV
10	0.63812	0.63243	0.64397	0.63812	3.6842	0.63756
20	0.4517	0.44735	0.45618	0.35613	4.1122	0.45358
40	0.31585	0.31197	0.31988	0.2305	5.3233	0.31548
80	0.22361	0.21985	0.22756	0.15882	7.3355	0.22441
160	0.15467	0.15106	0.15855	0.10857	10.029	0.15364
320	0.1126	0.10893	0.11665	0.080533	14.879	0.11178
640	0.080936	0.077284	0.085161	0.057231	21.147	0.080496
1280	0.058521	0.054876	0.063003	0.0418	30.89	0.057602
2560	0.047221	0.04319	0.052639	0.038424	56.791	0.041348
5120	0.051968	0.045937	0.06123	0.041643	123.1	0.039647
10240	0.066634	0.056192	0.086426	0.065665	388.21	0.026822
20480	0.12831	0.10124	0.20366	0.13572	1604.8	0.062285

### Allan-Time Callisto eC60

Allan STD DEV



Produced by AlaVar 5.2

Figure 3 : Allan Standard Deviation