

# AlaVar generated report

G:\lec61.dat.txt

File 'G:\lec61.dat.txt' created on 27.06.2012 08:37:14

Column # 1 was processed

Data length N = 2919 points.

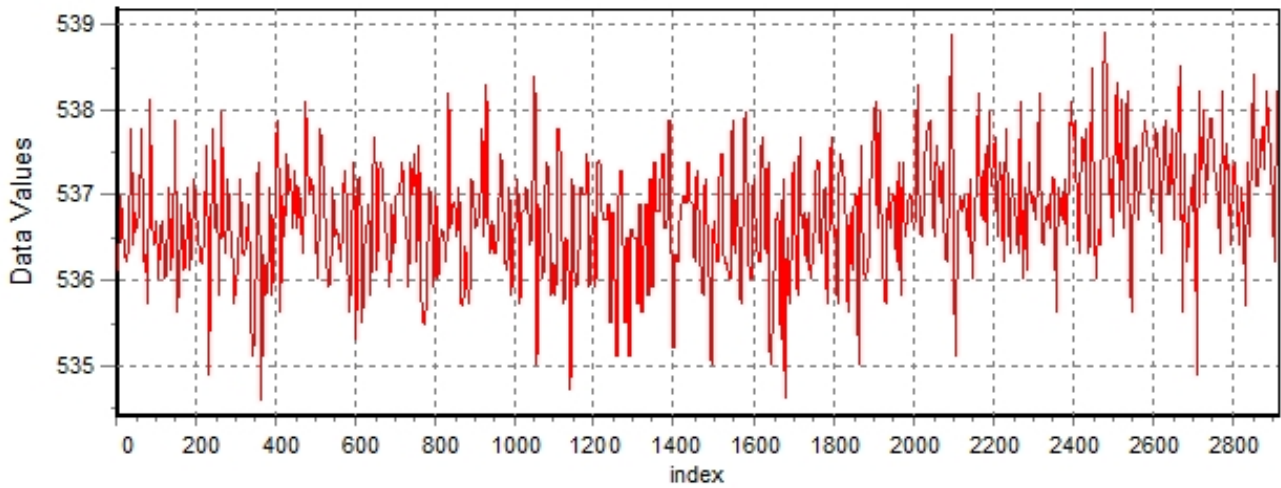
The mean Value of the processed data = 536.764

The Stanardd Deviation of the processed data = 1.18171

The number of removed outliers is 1

## AlaVar 5.2

### Data Values

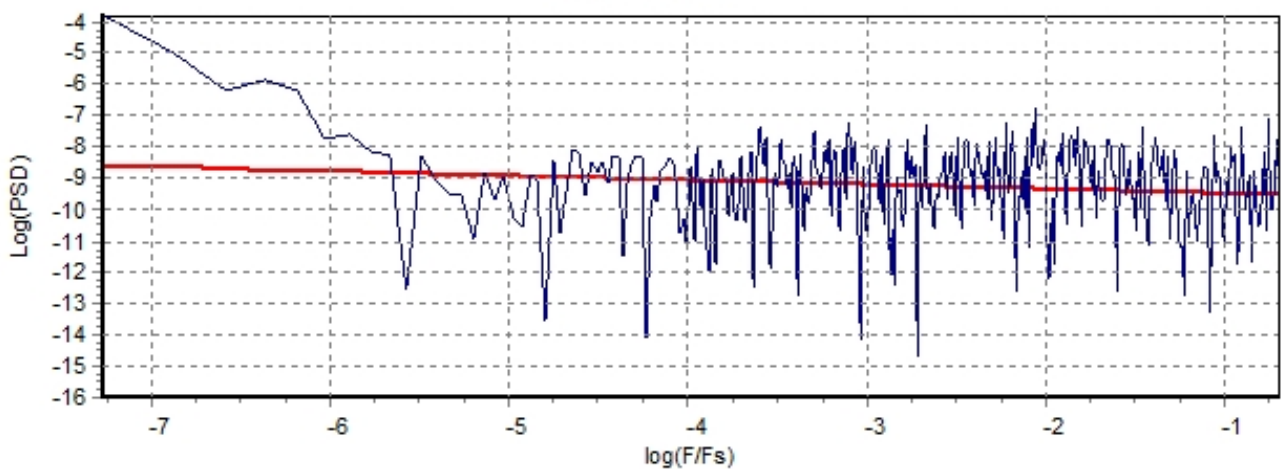


*Produced by AlaVar 5.2*

Figure 1 : Processed Data

## AlaVar 5.2

### PSD of Data



*Produced by AlaVar 5.2*

Figure 2 : Data PSD

The computation of the 3 ALLAN STD DEVs lasted 0.156000 seconds  
 The error bars were computed for a : White FM  
 The computation of the Error bars lasted 0 seconds

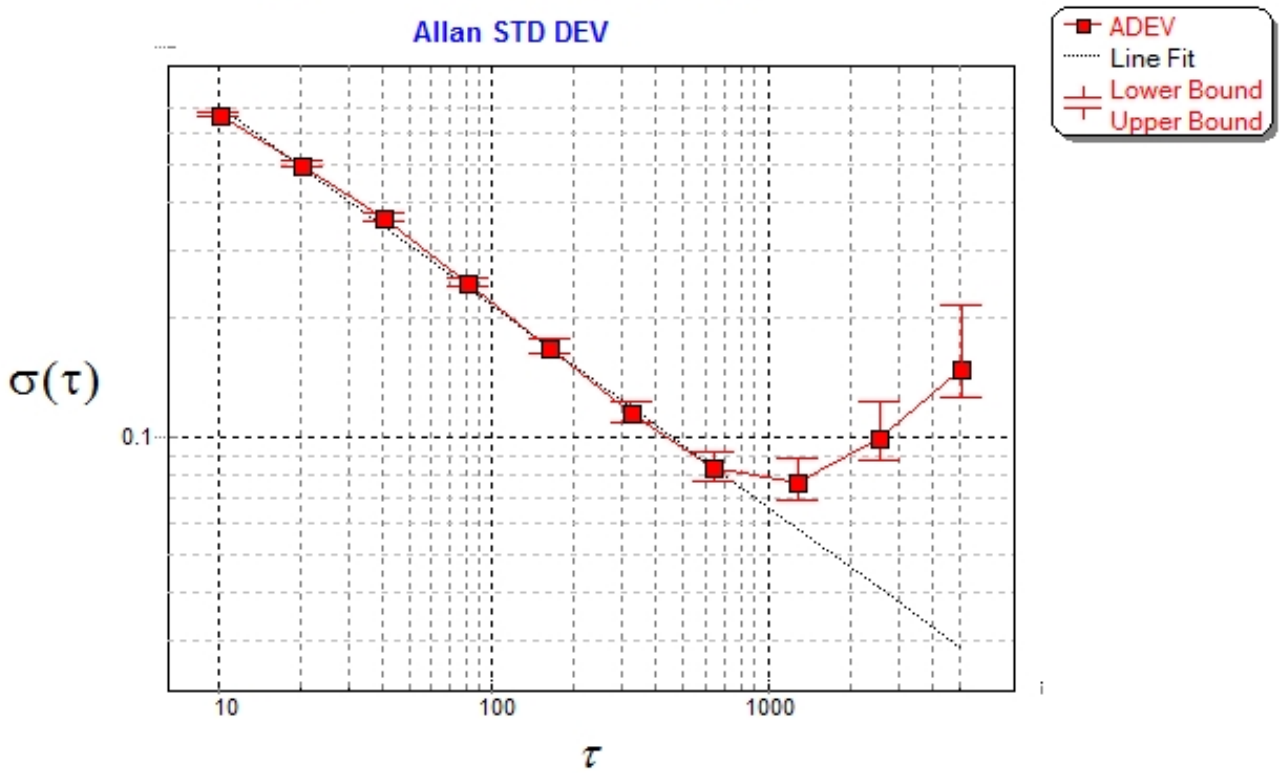
ADEV(tau) was fitted to a line :  
 The Solpe of the line is =-0.514912  
 The fit result is ADEV(tau=1) = Stability =2.30703

Tau = average Time  
 ADEV = Overlapping ALLAN STD DEV.  
 ADEV\_Min = ADEV lower bound.  
 ADEV\_Max = ADEV upper bound.  
 MDEV = Modified ALLAN STD DEV.  
 TDEV = Time ALLAN STD DEV.  
 HDEV = Overlapping HADAMARD STD DEV.

Tau	ADEV	ADEV_Min	ADEV_Max	MDEV	TDEV	HDEV
10	0.67025	0.65975	0.68127	0.67025	3.8697	0.6641
20	0.49838	0.48996	0.50724	0.40024	4.6216	0.4929
40	0.36564	0.35777	0.37404	0.26656	6.156	0.3703
80	0.24672	0.2395	0.25463	0.17541	8.1016	0.24662
160	0.16869	0.16187	0.17644	0.1145	10.577	0.16999
320	0.1142	0.10783	0.12185	0.080054	14.79	0.11419
640	0.082765	0.076423	0.091001	0.058649	21.671	0.072746
1280	0.076214	0.068253	0.087815	0.064753	47.853	0.058743
2560	0.098342	0.084442	0.12254	0.085295	126.07	0.061847
5120	0.14923	0.12083	0.21626	0.13652	403.54	0.067167

### Alan Variance Callisto eC61

Allan STD DEV



Produced by AlaVar 5.2

Figure 3 : Allan Standard Deviation