

AlaVar generated report

C:\CALLISTO-01\FITfiles\TotalLightcurve.DAT

File 'C:\CALLISTO-01\FITfiles\TotalLightcurve.DAT' created on 15.10.2023 16:50:24

Column # 1 was processed

Data length N = 12600 points.

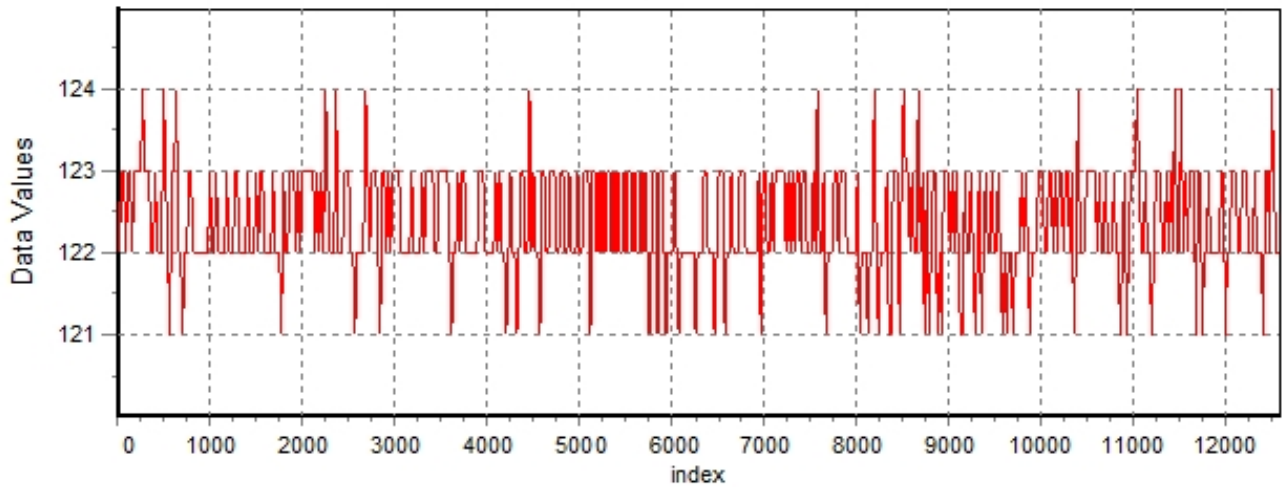
The mean Value of the processed data = 122.36

The Stanardr Deviation of the processed data = 2.00218

The number of removed outliers is 7

AlaVar 5.2

Data Values

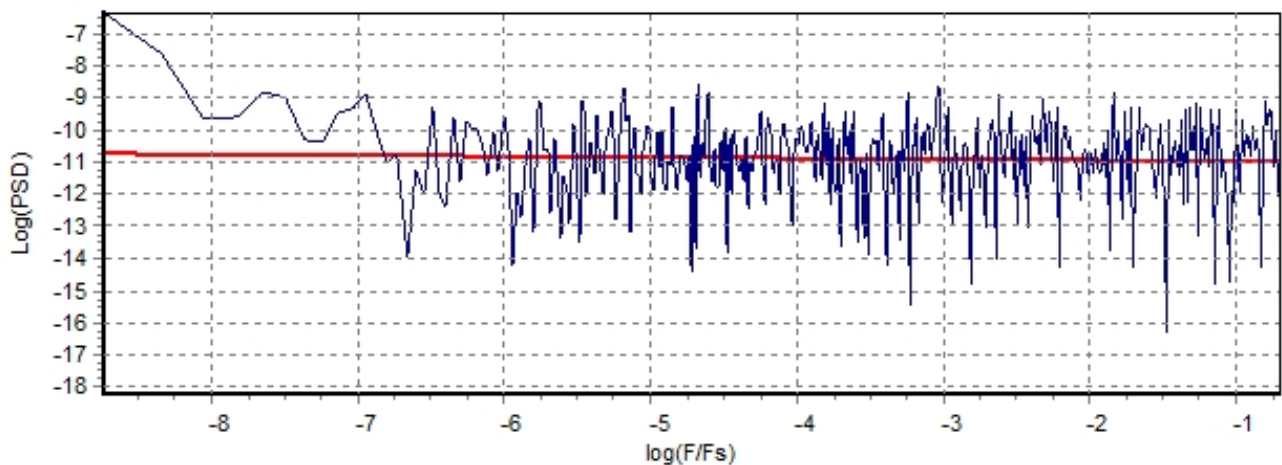


Produced by AlaVar 5.2

Figure 1 : Processed Data

AlaVar 5.2

PSD of Data



Produced by AlaVar 5.2

Figure 2 : Data PSD

The computation of the 3 ALLAN STD DEVs lasted 0.020000 seconds
 The error bars were computed for a : White FM
 The computation of the Error bars lasted 0.001 seconds

Tau = average Time
 ADEV = Overlapping ALLAN STD DEV.
 ADEV_Min = ADEV lower bound.
 ADEV_Max = ADEV upper bound.
 MDEV = Modified ALLAN STD DEV.
 TDEV = Time ALLAN STD DEV.
 HDEV = Overlapping HADAMARD STD DEV.

Tau	ADEV	ADEV_Min	ADEV_Max	MDEV	TDEV	HDEV
0.25	0.64048	0.6356	0.64549	0.64048	0.092446	0.63928
0.5	0.45667	0.45291	0.46053	0.36175	0.10443	0.45632
1	0.32524	0.32182	0.32877	0.2389	0.13793	0.32338
2	0.23369	0.23033	0.2372	0.16585	0.19151	0.23573
4	0.15769	0.15453	0.16105	0.10884	0.25136	0.16011
8	0.10458	0.10166	0.10777	0.072844	0.33645	0.1032
16	0.078503	0.075449	0.081959	0.056156	0.51874	0.078534
32	0.053287	0.050419	0.056708	0.036664	0.67737	0.053566
64	0.037422	0.034652	0.040984	0.026475	0.97827	0.036694
128	0.030244	0.027189	0.034629	0.022872	1.6902	0.02657
256	0.029638	0.025584	0.036529	0.023907	3.5335	0.02034
512	0.036859	0.030067	0.0522	0.027859	8.2351	0.018692
1024	0.047476	0.035702	0.096705	0.039671	23.454	0.048728

CALLISTO eC174, 15.10.2023

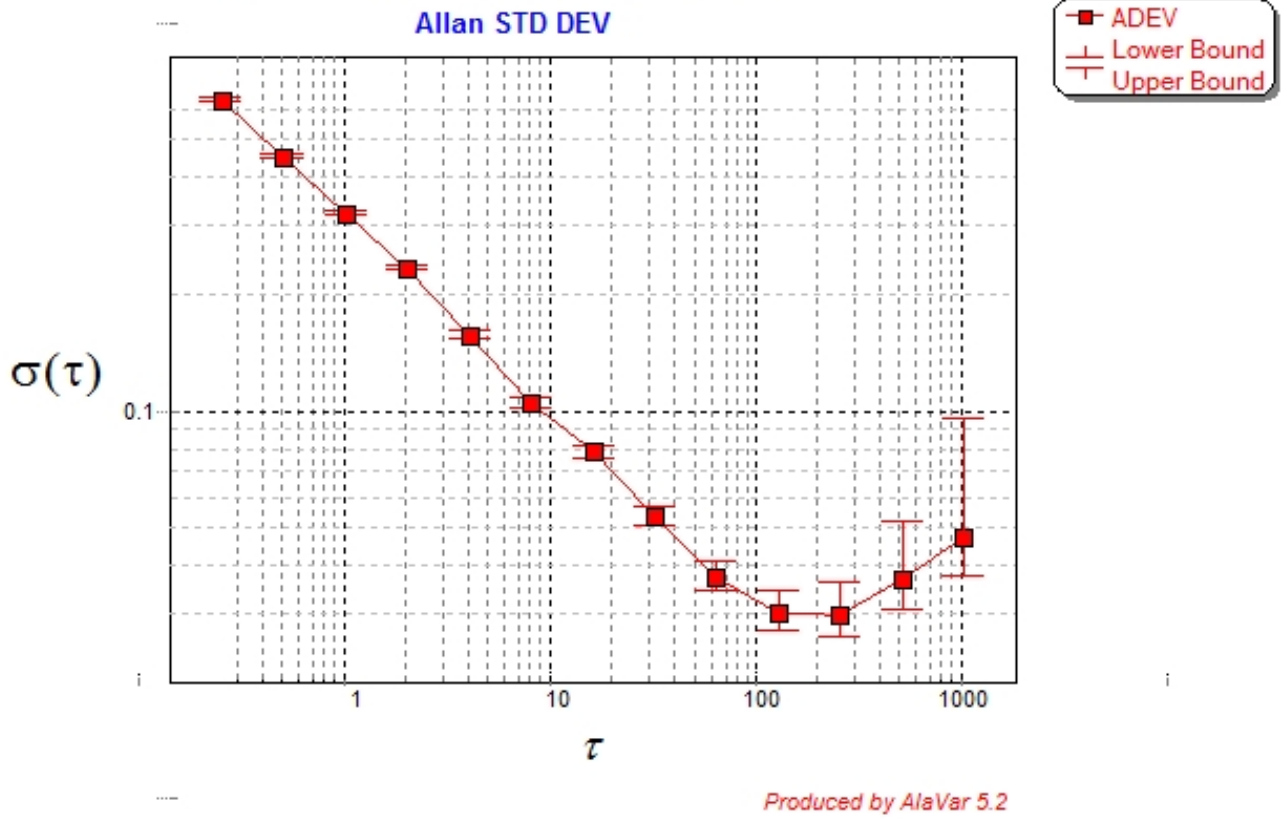


Figure 3 : Allan Standard Deviation