

AlaVar generated report

C:\CALLISTO-01\FITfiles\TotalLightcurve.DAT

File 'C:\CALLISTO-01\FITfiles\TotalLightcurve.DAT' created on 28.06.2022 18:29:50

Column # 1 was processed

Data length N = 13277 points.

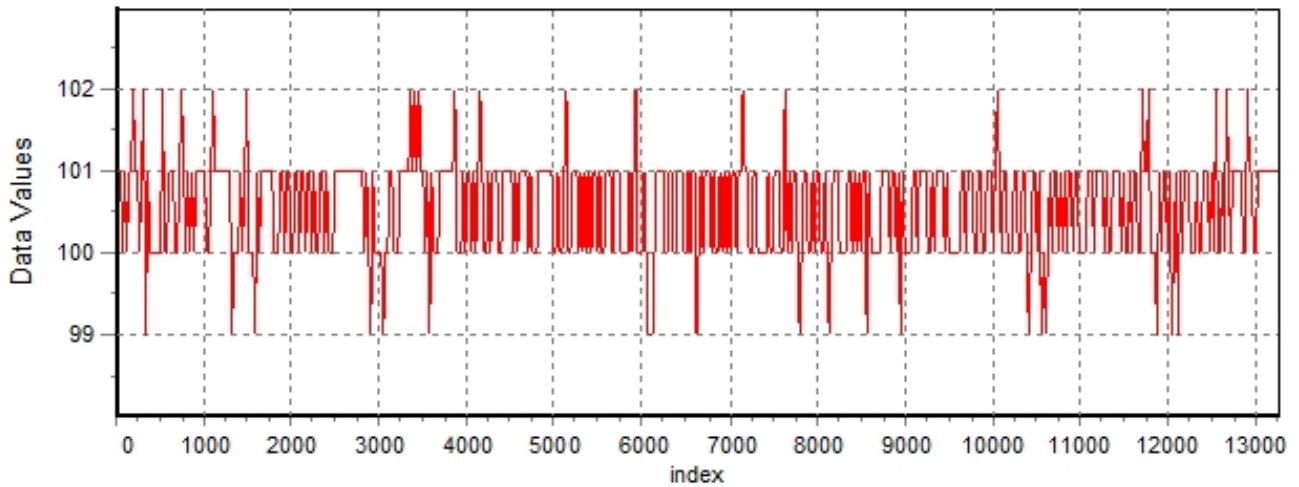
The mean Value of the processed data = 100.475

The Stanadrd Deviation of the processed data = 2.53735

The number of removed outliers is 8

AlaVar 5.2

Data Values

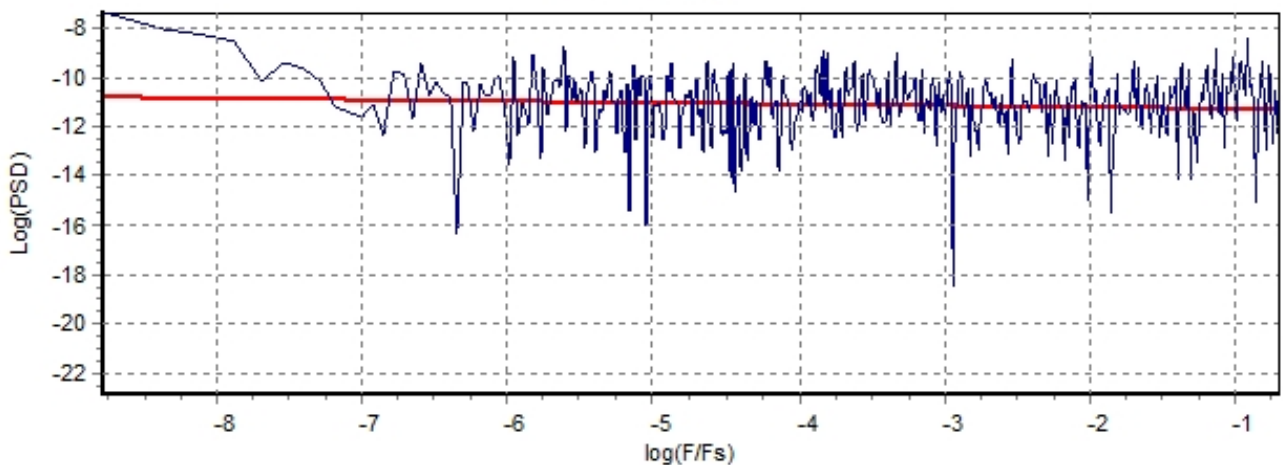


Produced by AlaVar 5.2

Figure 1 : Processed Data

AlaVar 5.2

PSD of Data



Produced by AlaVar 5.2

Figure 2 : Data PSD

The computation of the 3 ALLAN STD DEVs lasted 0.203000 seconds
 The error bars were computed for a : White FM
 The computation of the Error bars lasted 0 seconds

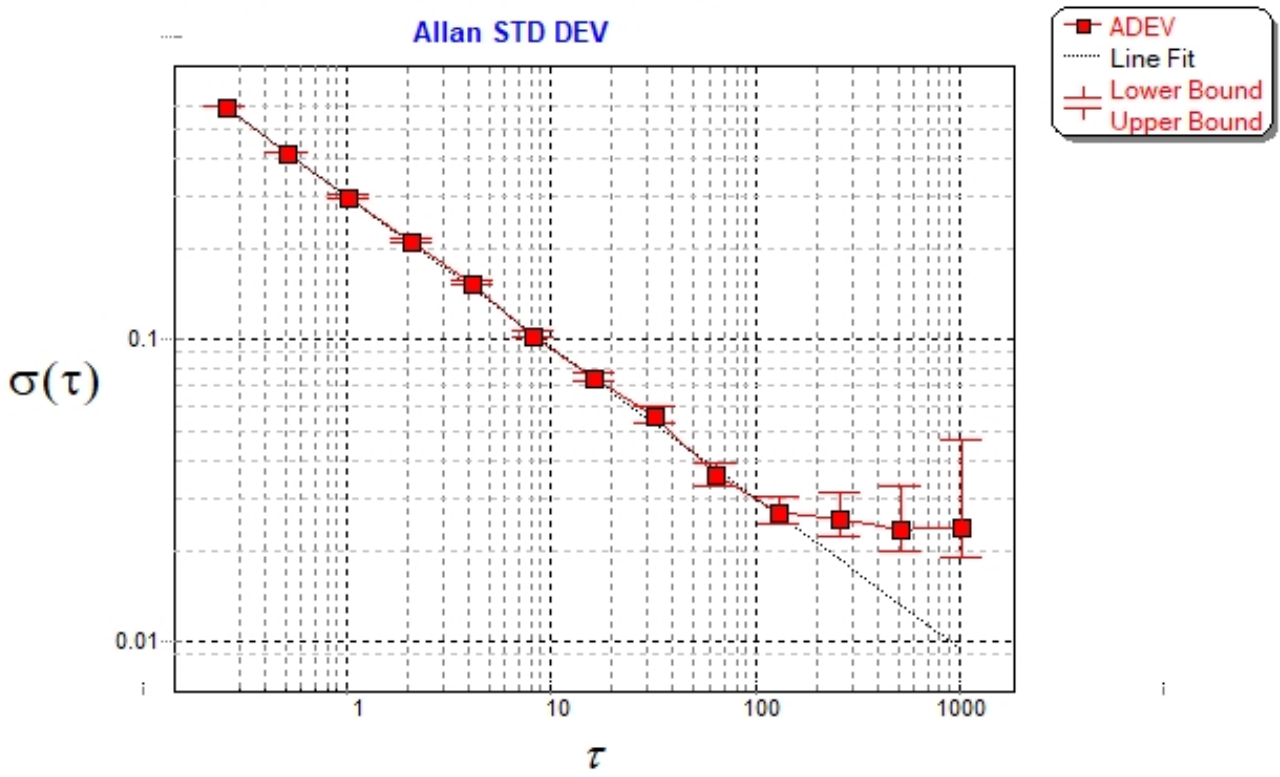
ADEV(tau) was fitted to a line :
 The Solpe of the line is =-0.498646
 The fit result is ADEV(tau=1) = Stability =0.296101

Tau = average Time
 ADEV = Overlapping ALLAN STD DEV.
 ADEV_Min = ADEV lower bound.
 ADEV_Max = ADEV upper bound.
 MDEV = Modified ALLAN STD DEV.
 TDEV = Time ALLAN STD DEV.
 HDEV = Overlapping HADAMARD STD DEV.

Tau	ADEV	ADEV_Min	ADEV_Max	MDEV	TDEV	HDEV
0.25	0.58759	0.58322	0.59207	0.58759	0.084812	0.5883
0.5	0.41507	0.41174	0.41848	0.32921	0.095034	0.4141
1	0.29665	0.29361	0.29979	0.21699	0.12528	0.29603
2	0.21176	0.20879	0.21486	0.15243	0.17601	0.21006
4	0.15318	0.15018	0.15636	0.10784	0.24904	0.15495
8	0.10209	0.099309	0.10512	0.071311	0.32937	0.10118
16	0.074105	0.071293	0.077278	0.052517	0.48513	0.072803
32	0.055686	0.05276	0.059159	0.039959	0.73824	0.057032
64	0.035687	0.033108	0.038981	0.024146	0.89221	0.035212
128	0.026397	0.023792	0.0301	0.018569	1.3722	0.022818
256	0.025362	0.02197	0.031036	0.019274	2.8487	0.017098
512	0.023351	0.019143	0.03259	0.01101	3.2546	0.013622
1024	0.023842	0.018059	0.046314	0.017039	10.074	0.023684

CALLISTO eC158 2022-06-28/cm

Allan STD DEV



Produced by AlaVar 5.2

Figure 3 : Allan Standard Deviation