

AlaVar generated report

C:\temp\Data\ec105_LC050.dat

File 'C:\temp\Data\ec105_LC050.dat' created on 13.11.2017 06:53:42

Column # 1 was processed

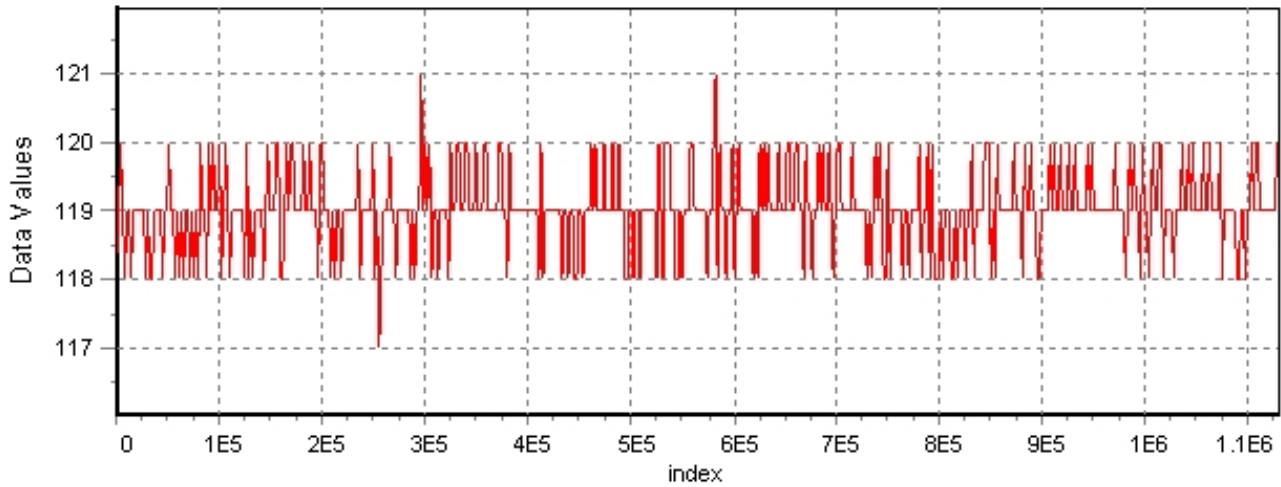
Data length N = 1130400 points.

The mean Value of the processed data = 119.008

The Stanadrd Deviation of the processed data = 0.602103

AlaVar 5.2

Data Values

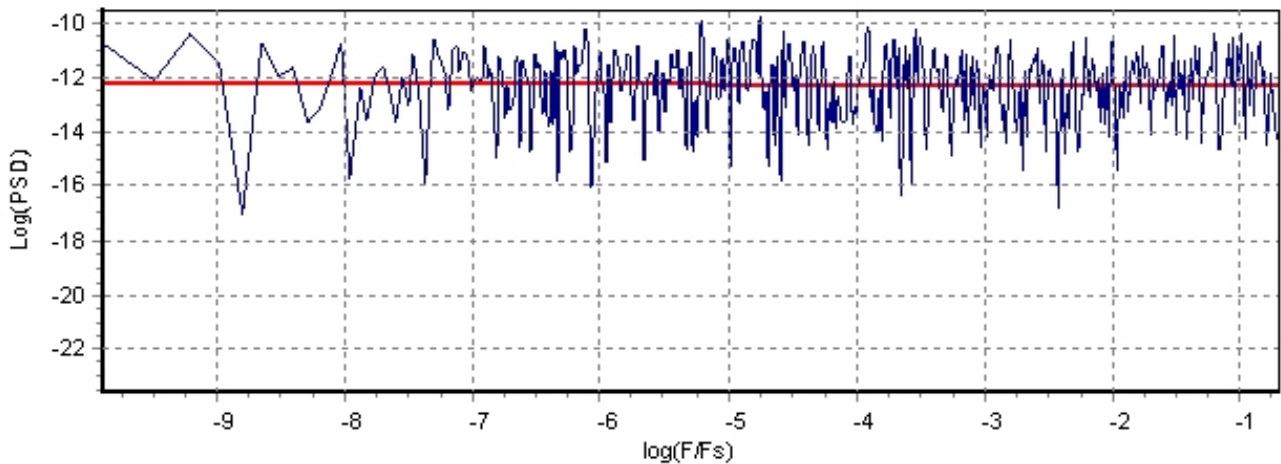


Produced by AlaVar 5.2

Figure 1 : Processed Data

AlaVar 5.2

PSD of Data



Produced by AlaVar 5.2

Figure 2 : Data PSD

The computation of the 3 ALLAN STD DEVs lasted 1.765000 seconds
 The error bars were computed for a : White FM
 The computation of the Error bars lasted 0 seconds

ADEV(tau) was fitted to a line :
 The Slope of the line is =-0.49806
 The fit result is ADEV(tau=1) = Stability =0.300053

Tau = average Time
 ADEV = Overlapping ALLAN STD DEV.
 ADEV_Min = ADEV lower bound.
 ADEV_Max = ADEV upper bound.
 MDEV = Modified ALLAN STD DEV.
 TDEV = Time ALLAN STD DEV.
 HDEV = Overlapping HADAMARD STD DEV.

Tau	ADEV	ADEV_Min	ADEV_Max	MDEV	TDEV	HDEV
0.25	0.60032	0.59983	0.60081	0.60032	0.086649	0.60041
0.5	0.4241	0.42373	0.42447	0.33522	0.096771	0.42398
1	0.30038	0.30004	0.30072	0.2191	0.12649	0.30028
2	0.2127	0.21238	0.21304	0.15171	0.17518	0.21268
4	0.15029	0.14996	0.15061	0.1063	0.24549	0.15042
8	0.10596	0.10564	0.10629	0.074902	0.34596	0.10603
16	0.074897	0.074573	0.075225	0.053053	0.49008	0.074814
32	0.053273	0.052949	0.053604	0.037782	0.69804	0.053219
64	0.037918	0.037592	0.038252	0.026917	0.99459	0.037868
128	0.026948	0.026622	0.027285	0.019125	1.4134	0.026884
256	0.019393	0.019064	0.019739	0.01394	2.0603	0.019177
512	0.014523	0.014179	0.014895	0.010725	3.1703	0.014068
1024	0.011759	0.01137	0.012191	0.0088655	5.2413	0.011285
2048	0.01007	0.0096067	0.010606	0.0081238	9.6057	0.0090813
4096	0.0099799	0.009347	0.010762	0.0081647	19.308	0.0088166
8192	0.010375	0.0094733	0.011594	0.0082377	38.962	0.008426
16384	0.010949	0.0096561	0.012953	0.0094667	89.549	0.0082553
32768	0.015225	0.012798	0.019897	0.013469	254.82	0.0086031
65536	0.024324	0.019105	0.03933	0.024739	936.06	0.0094703

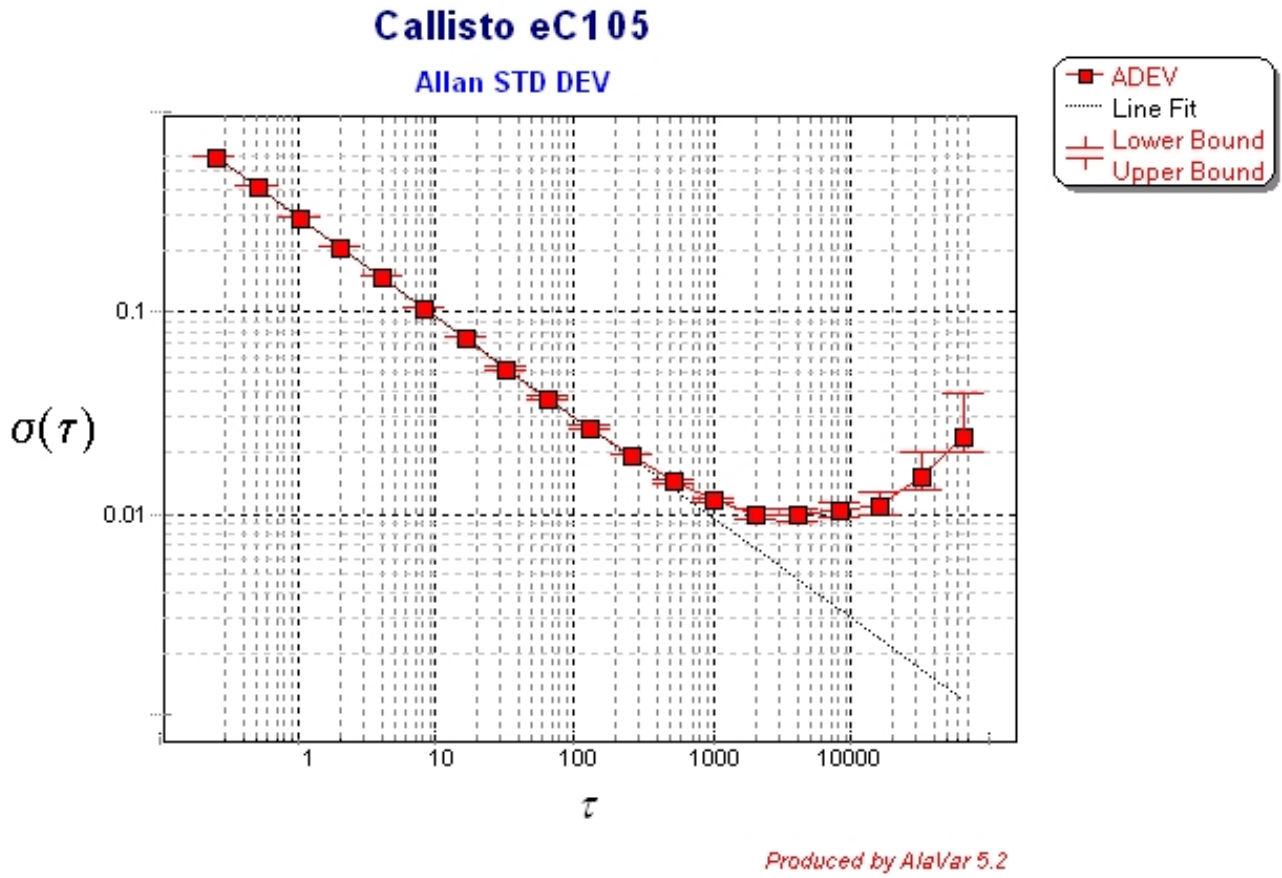


Figure 3 : Allan Standard Deviation