

AlaVar generated report

C:\Data\clec67.dat

File 'C:\Data\clec67.dat' created on 20.02.2013 08:58:34

Column # 1 was processed

Data length N = 6822 points.

The mean Value of the processed data = 448.73

The Stanadr Deviation of the processed data = 1.01677

The number of removed outliers is 10

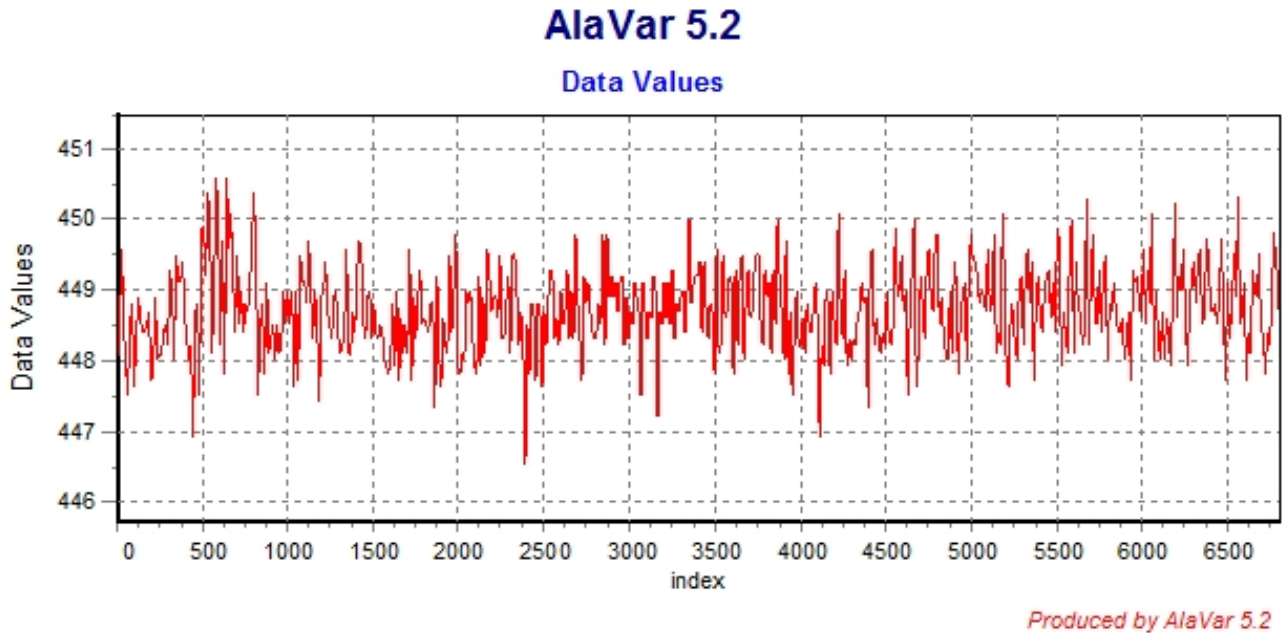


Figure 1 : Processed Data

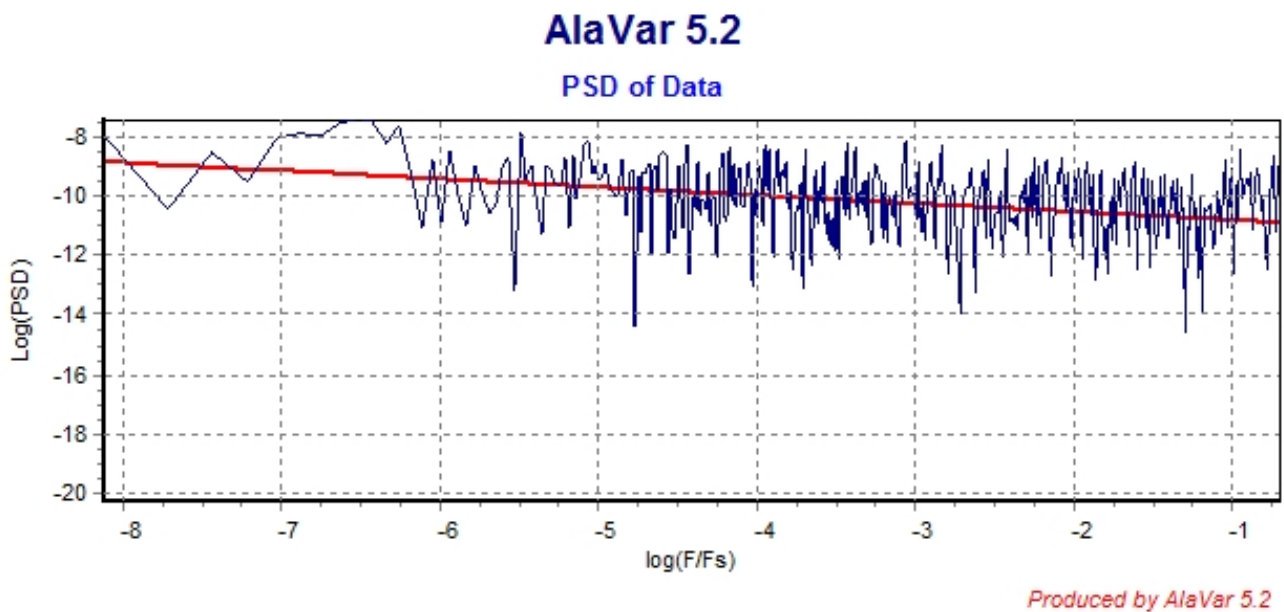


Figure 2 : Data PSD

The computation of the 3 ALLAN STD DEVs lasted 0.016000 seconds
 The error bars were computed for a : White FM
 The computation of the Error bars lasted 0.001 seconds

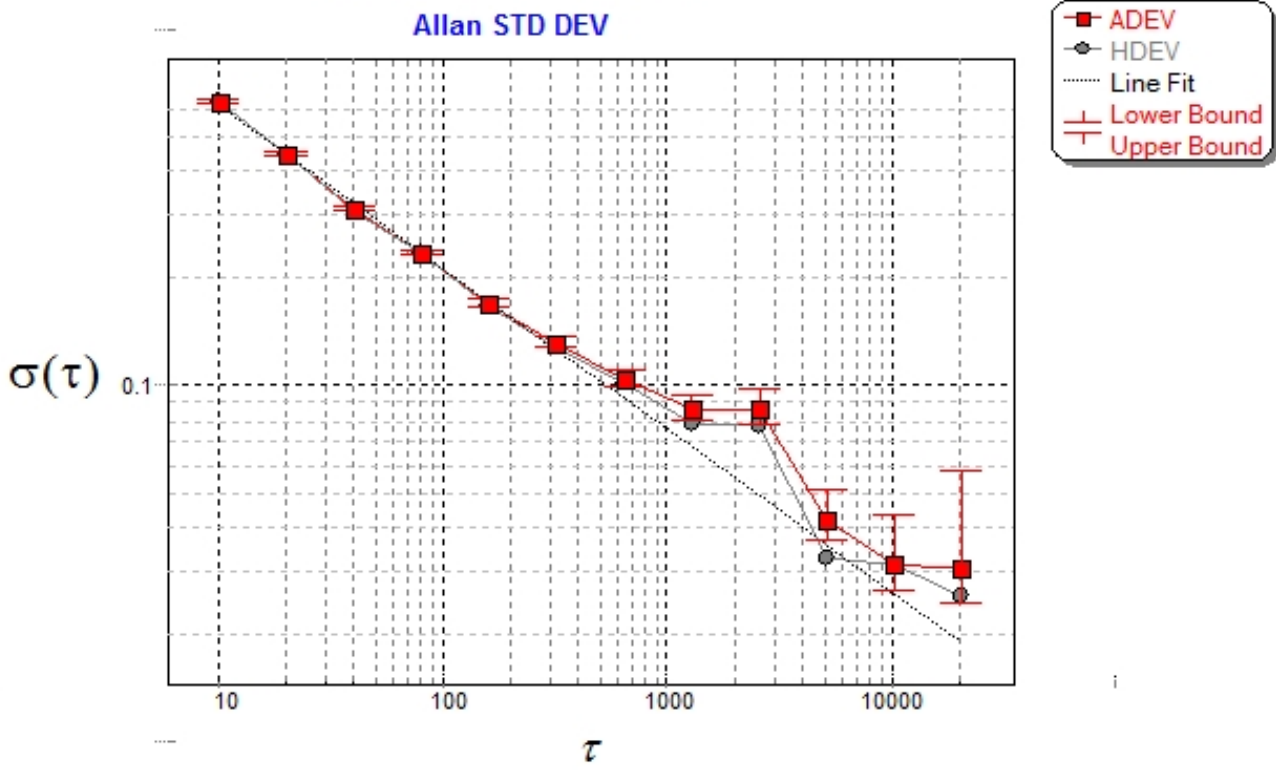
ADEV(tau) was fitted to a line :
 The Slope of the line is =-0.456299
 The fit result is ADEV(tau=1) = Stability =1.75776

Tau = average Time
 ADEV = Overlapping ALLAN STD DEV.
 ADEV_Min = ADEV lower bound.
 ADEV_Max = ADEV upper bound.
 MDEV = Modified ALLAN STD DEV.
 TDEV = Time ALLAN STD DEV.
 HDEV = Overlapping HADAMARD STD DEV.

Tau	ADEV	ADEV_Min	ADEV_Max	MDEV	TDEV	HDEV
10	0.63314	0.62659	0.63989	0.63314	3.6554	0.63256
20	0.4479	0.44291	0.45307	0.35277	4.0734	0.44967
40	0.31454	0.31006	0.31921	0.23217	5.3617	0.31016
80	0.23591	0.23133	0.24078	0.17099	7.8978	0.23521
160	0.17059	0.16599	0.1756	0.12397	11.452	0.16758
320	0.13077	0.12586	0.13629	0.096725	17.87	0.12761
640	0.10419	0.098781	0.11059	0.078941	29.169	0.10136
1280	0.08578	0.079654	0.093578	0.068379	50.533	0.078044
2560	0.085953	0.07757	0.097811	0.059625	88.126	0.077015
5120	0.04181	0.036283	0.050987	0.030267	89.472	0.032781
10240	0.031437	0.025836	0.043568	0.023623	139.66	0.031573
20480	0.030601	0.023262	0.058159	0.026739	316.16	0.025446

Alan Variance eC67

Allan STD DEV



Produced by AlaVar 5.2

Figure 3 : Allan Standard Deviation