

AlaVar generated report

G:\eC62\AIIa_cC62.dat

File 'G:\eC62\AIIa_cC62.dat' created on 06.08.2012 08:52:40

Column # 1 was processed

Data length N = 16560 points.

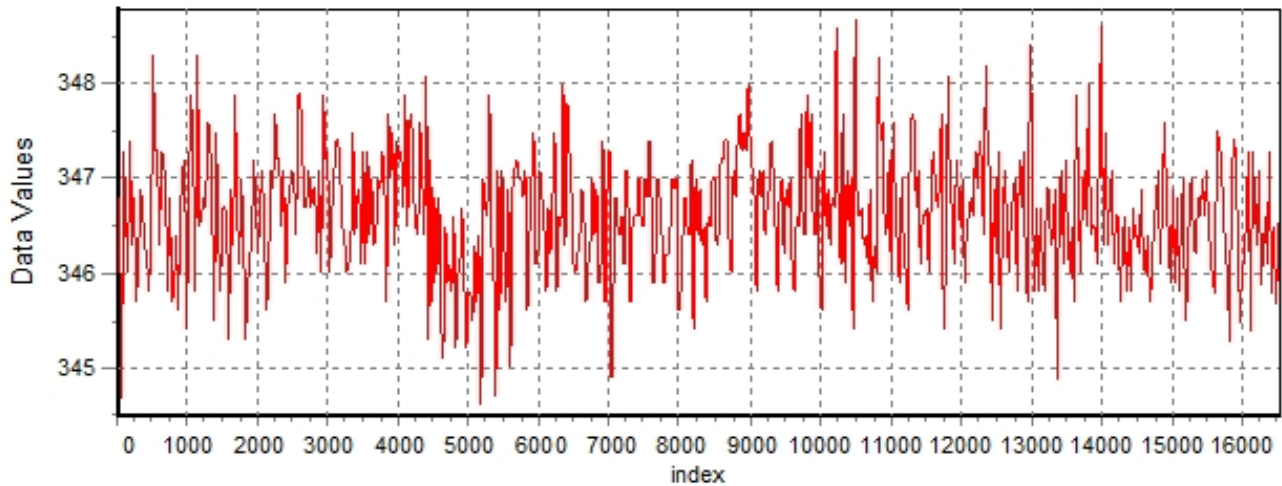
The mean Value of the processed data = 346.637

The Stanadrd Deviation of the processed data = 0.725359

The number of removed outliers is 19

AlaVar 5.2

Data Values

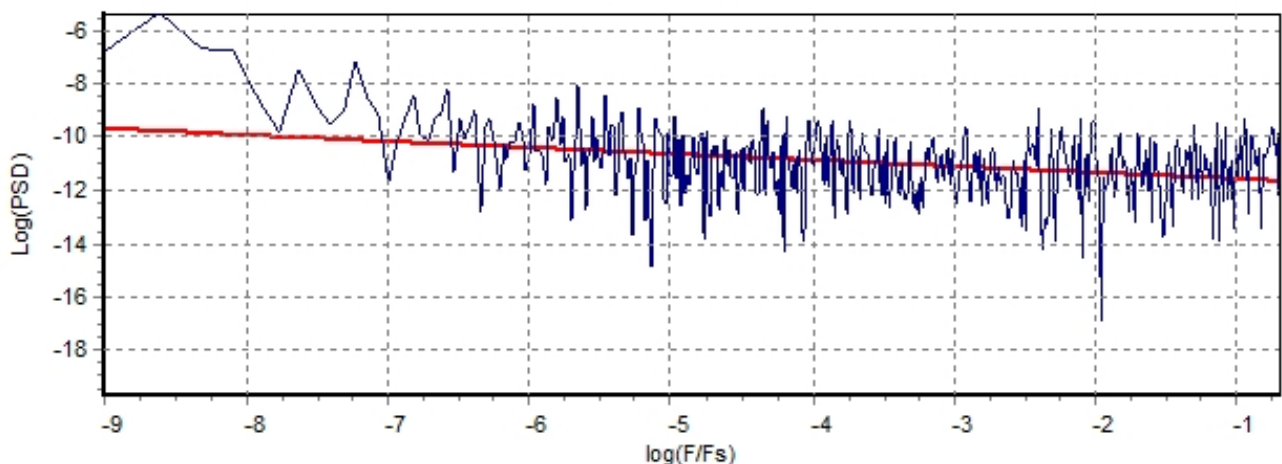


Produced by AlaVar 5.2

Figure 1 : Processed Data

AlaVar 5.2

PSD of Data



Produced by AlaVar 5.2

Figure 2 : Data PSD

The computation of the 3 ALLAN STD DEVs lasted 0.203000 seconds
 The error bars were computed for a : White FM
 The computation of the Error bars lasted 0 seconds

ADEV(tau) was fitted to a line :
 The Solpe of the line is =-0.5
 The fit result is ADEV(tau=1) = Stability =2.0976

Tau = average Time
 ADEV = Overlapping ALLAN STD DEV.
 ADEV_Min = ADEV lower bound.
 ADEV_Max = ADEV upper bound.
 MDEV = Modified ALLAN STD DEV.
 TDEV = Time ALLAN STD DEV.
 HDEV = Overlapping HADAMARD STD DEV.

Tau	ADEV	ADEV_Min	ADEV_Max	MDEV	TDEV	HDEV
10	0.65209	0.64774	0.65653	0.65209	3.7649	0.65286
20	0.45924	0.45594	0.46262	0.36315	4.1933	0.4584
40	0.32732	0.32431	0.33041	0.23863	5.511	0.32826
80	0.22974	0.22684	0.23274	0.1645	7.5977	0.22846
160	0.16744	0.1645	0.17054	0.12084	11.163	0.16537
320	0.1248	0.12174	0.1281	0.091197	16.849	0.12213
640	0.098885	0.095506	0.10265	0.075562	27.92	0.094167
1280	0.084321	0.080324	0.08898	0.064793	47.883	0.080783
2560	0.075344	0.07042	0.08147	0.062336	92.134	0.064047
5120	0.08352	0.076048	0.093735	0.071236	210.58	0.068582
10240	0.099938	0.087796	0.11907	0.089208	527.41	0.081229
20480	0.12949	0.10826	0.17149	0.11425	1350.9	0.11517
40960	0.11541	0.089942	0.193	0.10295	2434.7	0.12673

Callisto eC62 Allan STD DEV

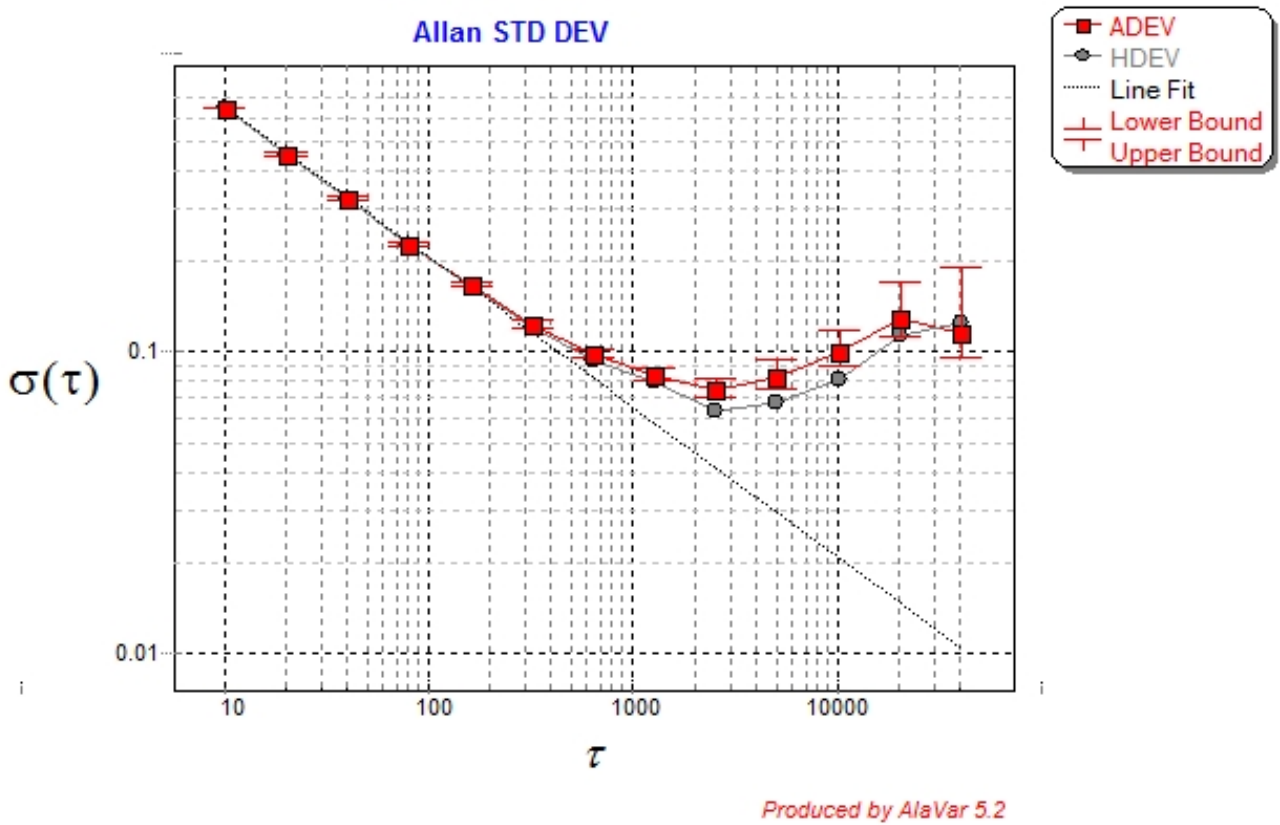


Figure 3 : Allan Standard Deviation